

Scaled data based on original data using
LM-79-08 Approved Method: Electrical and Photometric Measurements of Solid-
State Lighting Products

Test Report Prepared for
Cooper Lighting Solutions
(formerly Eaton)

Brand: McGRAW-EDISON

Report Number: P386955

Luminaire Tested: **GWC-SA2C-830-U-T2**

Issue Date: 3/3/2020

Test Information

Test Method: LM-79-08
Report Number: P386955
TEST IS SCALED FROM IESNA LM-79-08 TEST DATA (G2-1903-205-12)
Test Lab: INNOVATION CENTER
Issue Date: 3/3/2020
Manufacturer: COOPER LIGHTING SOLUTIONS (FORMERLY EATON)
Product Line: MCGRAW-EDISON
Catalog Number: GWC-SA2C-830-U-T2
Description: GALLEON WALL LUMINAIRE
(2) 80 CRI, 3000K, 1050mA LIGHTSQUARES WITH 16 LEDS EACH AND TYPE II OPTICS
Light Source: -
Ballast/Driver: ELECTRONIC DRIVER

Summary

Lumens per Lamp: N/A
Luminaire Lumens: 11510 lumens
Efficiency: N/A
Efficacy: 103.7 lumens/watt
Luminous Opening: Rectangular (W 1' x L: 0.5' x H: 0')
IES Classification: Type III - Medium
BUG Rating: B2 - U0 - G2

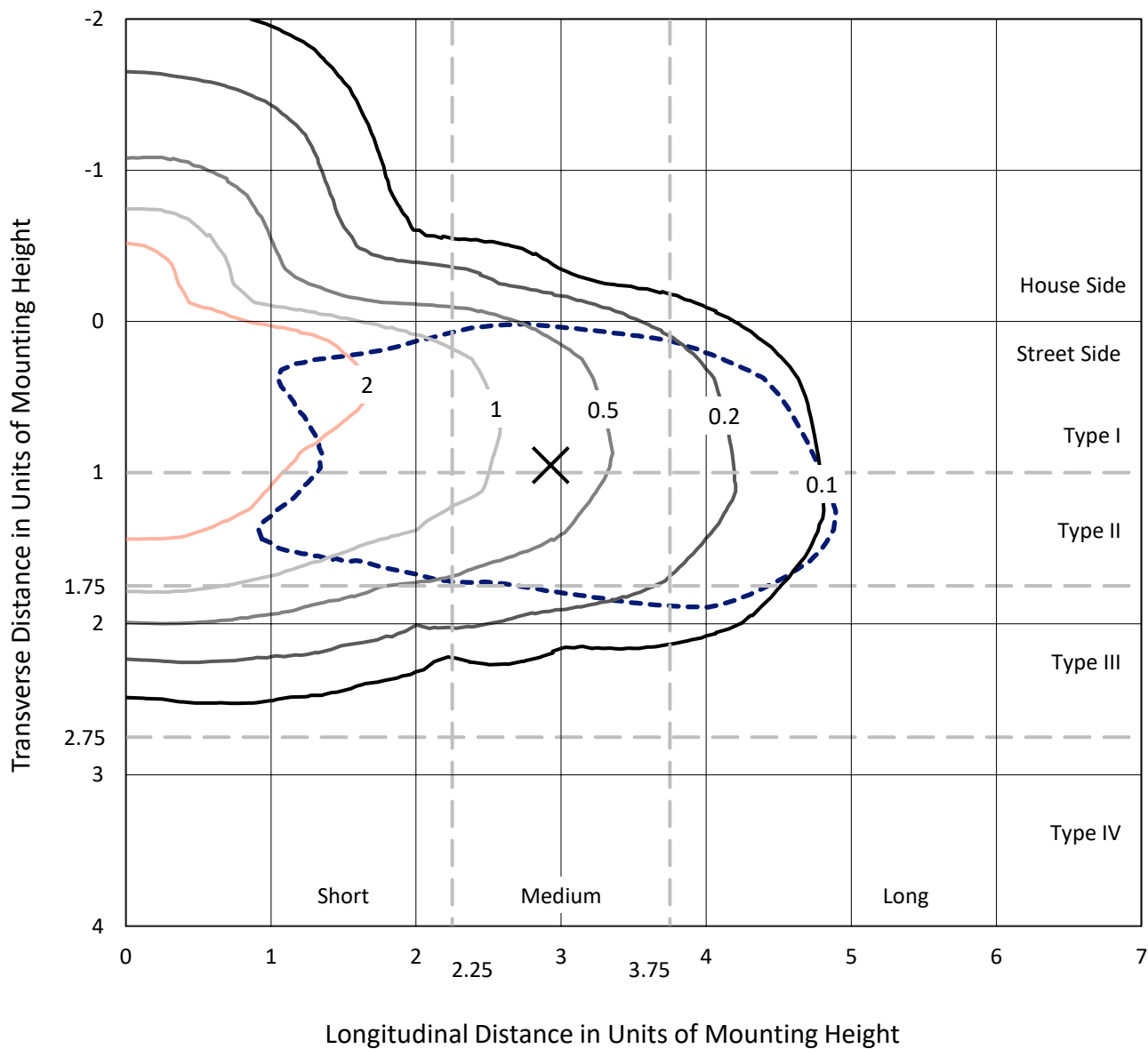
Input Watts (W): 111
Input Voltage (V): NR
Input Current (Ain): NR
Voltage Rise (V): NR
Power Factor: NR
Total Harmonic Distortion (THDi): NR
Frequency (hertz): 60
Stabilization Time: NR
Operation Time: NR
Ambient Temperature (°C): NR
Test Distance: 24 FT



REPORT NUMBER: P386955
 CATALOG NUMBER: GWC-SA2C-830-U-T2

Iso-Footcandle Lines of Horizontal Illumination

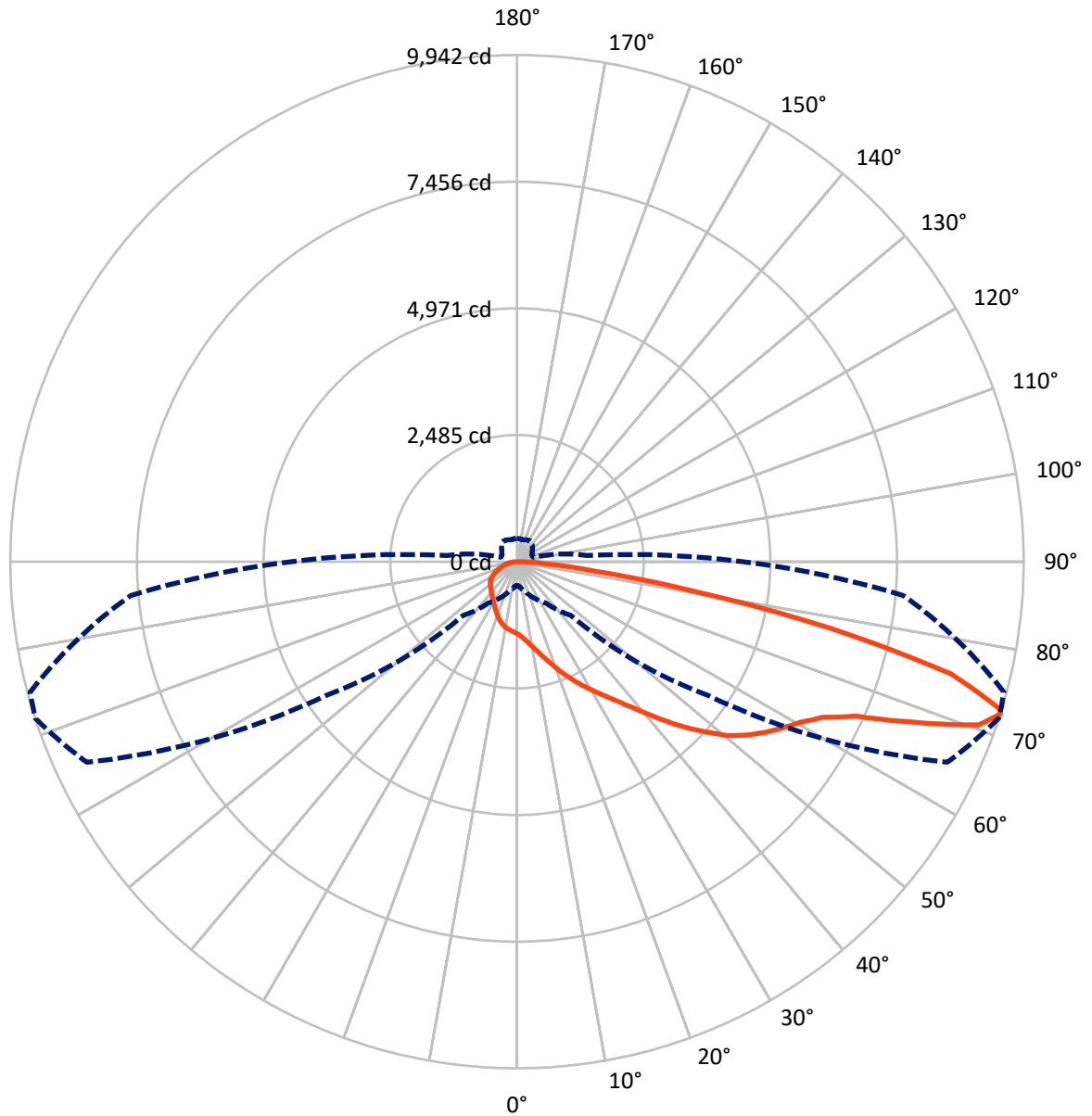
✕ Max cd
 - - - 1/2 Max cd



Based on 20 foot mounting height. Maximum calculated value = 4.9 fc
 Type III - Medium - N/A

REPORT NUMBER: P386955
CATALOG NUMBER: GWC-SA2C-830-U-T2

Luminous Intensity Polar Plot



— Vertical Plane Through 72-Deg Lateral - - - Horizontal Cone Through 72-Deg Vertical

REPORT NUMBER: P386955

CATALOG NUMBER: GWC-SA2C-830-U-T2

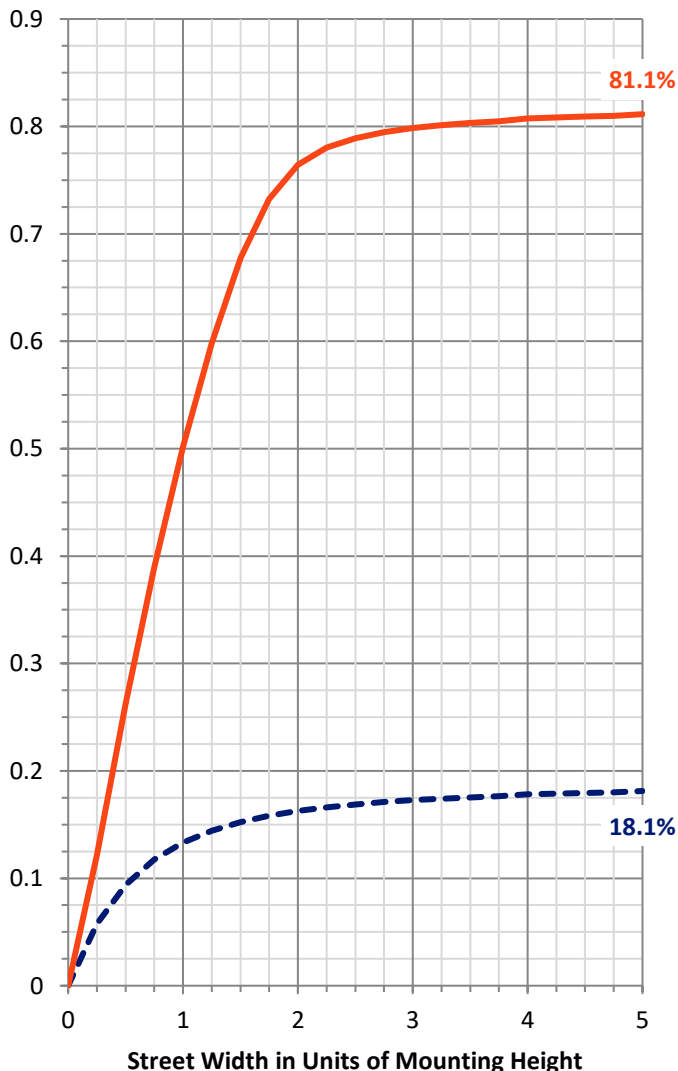
FLUX DISTRIBUTION:

		Downward	Upward	Total
House Side	Lumens	2135.2	0.0	2135.2
	% Fixture	18.6	0.0	18.6
Street Side	Lumens	9374.8	0.0	9374.8
	% Fixture	81.4	0.0	81.4
Total	Lumens	11510.0	0.0	11510.0
	% Fixture	100.0	0.0	100.0

ZONAL LUMENS:

Zone	Lumens	% Fixture
0°-10°	141.9	1.2
10°-20°	458.5	4.0
20°-30°	803.5	7.0
30°-40°	1191.3	10.4
40°-50°	1742.4	15.1
50°-60°	2397.5	20.8
60°-70°	2669.1	23.2
70°-80°	1808.6	15.7
80°-90°	297.3	2.6
90°-100°	0.0	0.0
100°-110°	0.0	0.0
110°-120°	0.0	0.0
120°-130°	0.0	0.0
130°-140°	0.0	0.0
140°-150°	0.0	0.0
150°-160°	0.0	0.0
160°-170°	0.0	0.0
170°-180°	0.0	0.0
0°-90°	11510.0	100.0
0°-180°	11510.0	100.0

Coefficient of Utilization



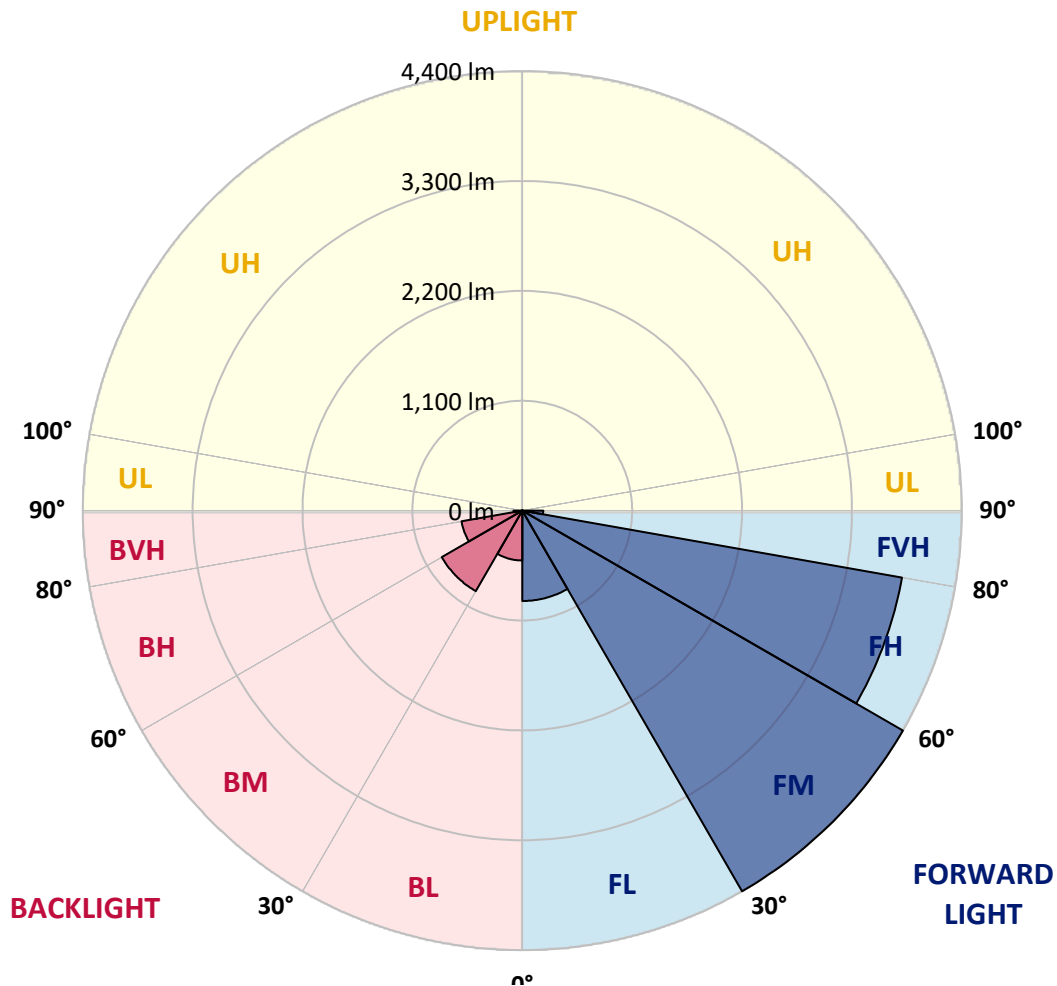
REPORT NUMBER: P386955

CATALOG NUMBER: GWC-SA2C-830-U-T2

LUMINAIRE CLASSIFICATION SYSTEM LUMEN TABLE AND BUG RATING:

Zone	Lumens	% Fixture	Zone Rating/Lumen Limit		
			B	U	G
FL (0°-30°)	904.8	7.9			
FM (30°-60°)	4400.4	38.2			
FH (60°-80°)	3860.0	33.5			G2/5000
FVH (80°-90°)	209.7	1.8			G2/225
BL (0°-30°)	499.1	4.3	B1/500		
BM (30°-60°)	930.7	8.1	B1/1000		
BH (60°-80°)	617.7	5.4	B2/1000		G2/1000
BVH (80°-90°)	87.6	0.8			G1/100
UL (90°-100°)	0.0	0.0		U0/0	
UH (100°-180°)	0.0	0.0		U0/0	

BUG Rating: B2-U0-G2
 Type III Medium





REPORT NUMBER: P386955

CATALOG NUMBER: GWC-SA2C-830-U-T2

CANDELA DISTRIBUTION (FULL):

	0°	5°	15°	25°	35°	45°	55°	65°	72°	75°	85°
0°	1416.0	1416.0	1416.0	1416.0	1416.0	1416.0	1416.0	1416.0	1416.0	1416.0	1416.0
2.5°	1564.3	1561.9	1553.6	1553.6	1537.7	1524.2	1498.9	1481.8	1461.6	1454.5	1430.7
5°	1715.6	1716.4	1706.1	1699.0	1675.6	1647.1	1603.9	1564.6	1525.4	1509.6	1460.8
7.5°	1842.9	1841.3	1838.5	1832.6	1810.8	1781.4	1723.2	1664.9	1607.1	1583.3	1499.3
10°	1924.5	1928.1	1930.4	1933.2	1924.1	1903.1	1848.0	1777.1	1701.4	1668.9	1545.2
12.5°	1965.7	1972.1	1983.2	2002.2	2017.2	2014.9	1974.8	1899.5	1809.6	1768.7	1602.7
15°	1989.9	1998.2	2015.7	2049.7	2092.1	2116.3	2105.6	2037.5	1937.2	1886.9	1672.8
17.5°	2005.0	2011.7	2038.6	2084.2	2147.2	2211.4	2239.6	2182.5	2081.4	2024.0	1753.3
20°	2015.3	2020.4	2054.1	2107.6	2189.2	2291.5	2370.0	2355.7	2240.4	2165.9	1837.3
22.5°	2038.2	2042.6	2074.7	2128.6	2219.0	2350.9	2495.6	2517.0	2408.0	2323.6	1927.3
25°	2102.4	2102.4	2129.4	2167.0	2251.9	2402.5	2601.8	2696.5	2579.2	2480.9	2010.5
27.5°	2224.9	2223.7	2233.6	2246.7	2310.9	2454.8	2696.5	2855.0	2756.8	2649.4	2091.3
30°	2370.0	2377.9	2379.1	2372.7	2402.9	2520.2	2784.1	3022.3	2935.5	2819.8	2174.2
32.5°	2556.6	2561.8	2555.8	2534.8	2530.5	2612.9	2870.1	3197.5	3128.9	2997.7	2249.9
35°	2793.6	2783.7	2765.1	2722.3	2681.5	2736.9	2968.4	3372.6	3346.1	3212.9	2354.1
37.5°	3047.7	3048.1	3025.1	2928.0	2871.7	2895.5	3103.9	3571.2	3608.8	3468.9	2487.7
40°	3251.4	3262.1	3276.3	3148.7	3075.8	3108.7	3276.3	3801.4	3919.5	3772.5	2661.6
42.5°	3393.6	3405.9	3446.3	3366.3	3290.6	3351.6	3479.2	4047.2	4268.3	4122.9	2865.4
45°	3544.2	3551.0	3579.5	3545.0	3496.7	3634.2	3707.9	4301.6	4637.3	4496.2	3093.2
47.5°	3702.8	3709.9	3739.2	3716.2	3690.9	3898.1	3946.5	4541.4	4990.8	4906.4	3336.6
50°	3898.5	3903.3	3931.0	3889.4	3897.4	4097.1	4159.7	4761.3	5361.3	5274.9	3580.7
52.5°	4165.7	4166.8	4205.3	4167.6	4130.4	4242.9	4343.2	4968.6	5651.8	5611.0	3824.8
55°	4374.9	4387.6	4513.6	4505.7	4484.3	4375.3	4496.6	5166.0	5911.0	5930.4	4084.0
57.5°	4241.4	4290.9	4546.1	4726.0	4901.2	4704.6	4703.9	5388.3	6152.0	6243.9	4369.0
60°	3714.7	3782.0	4158.1	4557.2	5105.3	5277.7	5134.2	5659.8	6395.3	6554.6	4726.0
62.5°	2652.9	2763.9	3273.6	3910.8	4825.5	5657.4	6010.1	6090.6	6726.2	6914.5	5190.1
65°	1341.1	1425.1	1852.4	2620.0	3855.3	5409.3	6962.0	7033.8	7301.3	7468.5	5904.7
67.5°	814.8	846.5	1055.0	1457.2	2363.6	4213.6	7272.8	8606.0	8414.1	8502.9	6923.6
70°	600.4	623.8	753.8	967.8	1359.4	2472.6	6319.2	9727.9	9601.9	9592.0	7676.6
72°	467.7	484.7	599.6	781.9	994.0	1483.4	4580.2	9313.8	9941.9	9892.0	7607.6
72.5°	443.5	458.5	563.2	736.0	939.3	1344.7	4118.1	9034.4	9917.4	9894.8	7518.5
75°	349.2	359.9	416.9	569.1	735.2	762.9	2256.6	7001.3	8797.8	9163.6	6762.3
77.5°	288.9	290.5	320.6	414.1	573.1	539.4	1108.5	4857.6	6299.8	6702.1	4790.2
80°	235.4	237.4	251.7	290.5	433.6	399.1	526.3	2793.2	3527.2	3531.6	2278.0
82.5°	187.5	187.9	203.7	212.4	311.5	285.3	301.6	1311.4	1541.3	1482.6	818.8
85°	132.0	129.2	198.9	174.4	203.7	183.1	166.5	519.2	637.3	609.5	256.4
87.5°	44.0	45.6	88.4	112.9	118.9	103.8	74.1	198.9	240.6	238.6	81.2
90°	0.0	0.0	0.0	0.0	0.0	0.0	0.0	0.0	0.0	0.0	0.0



REPORT NUMBER: P386955

CATALOG NUMBER: GWC-SA2C-830-U-T2

CANDELA DISTRIBUTION (continued):

	90°	95°	105°	115°	125°	135°	145°	155°	165°	175°	180°
0°	1416.0	1416.0	1416.0	1416.0	1416.0	1416.0	1416.0	1416.0	1416.0	1416.0	1416.0
2.5°	1423.2	1410.5	1391.9	1371.2	1355.0	1338.4	1326.1	1319.7	1312.6	1306.6	1313.8
5°	1438.2	1414.4	1374.8	1336.0	1307.4	1282.1	1263.8	1254.3	1245.6	1239.7	1240.5
7.5°	1462.8	1424.4	1357.8	1301.1	1261.5	1234.1	1215.5	1209.2	1203.6	1202.0	1204.0
10°	1489.0	1432.3	1335.2	1259.9	1214.7	1192.1	1183.8	1188.1	1192.1	1195.7	1199.6
12.5°	1518.7	1439.4	1302.3	1211.5	1173.1	1164.4	1172.7	1191.7	1205.6	1213.9	1219.1
15°	1557.5	1445.8	1264.2	1163.2	1137.4	1147.3	1175.5	1208.4	1232.5	1248.0	1250.4
17.5°	1593.2	1445.4	1215.5	1114.4	1108.5	1137.4	1179.8	1226.2	1258.7	1280.5	1284.9
20°	1630.0	1434.7	1158.8	1066.9	1079.2	1126.7	1181.8	1237.7	1276.9	1302.3	1308.2
22.5°	1664.5	1416.0	1096.6	1023.7	1054.6	1112.5	1174.3	1231.0	1270.2	1290.8	1297.1
25°	1687.9	1383.5	1033.6	987.2	1032.8	1095.0	1149.7	1195.3	1224.6	1234.9	1236.5
27.5°	1699.8	1341.1	974.1	955.5	1010.2	1066.5	1104.1	1126.7	1135.0	1134.3	1132.7
30°	1701.4	1285.2	923.0	929.8	984.0	1024.5	1042.3	1037.9	1027.2	1009.0	1010.6
32.5°	1696.2	1222.2	880.2	905.2	950.8	973.3	974.1	953.1	924.6	895.7	887.7
35°	1697.8	1160.4	842.6	877.4	910.3	920.2	911.1	880.2	841.4	804.1	796.2
37.5°	1715.2	1106.5	810.1	845.3	865.5	867.9	854.8	822.4	793.8	757.4	754.2
40°	1756.9	1068.1	779.2	809.3	820.8	822.0	803.3	780.3	782.7	763.3	762.9
42.5°	1831.8	1051.4	751.8	771.6	778.8	781.1	766.9	752.2	772.8	760.1	755.8
45°	1928.5	1055.4	728.8	734.8	747.8	758.9	750.2	732.4	740.3	685.2	667.0
47.5°	2040.2	1080.7	710.6	703.1	725.7	746.7	733.2	706.2	678.1	623.4	613.1
50°	2171.0	1120.0	693.9	671.8	701.5	730.0	716.5	678.1	635.7	609.1	605.6
52.5°	2307.3	1167.9	677.3	637.3	671.0	717.3	710.6	671.8	619.4	593.3	588.5
55°	2461.9	1216.3	656.3	597.2	638.1	711.4	707.8	648.8	607.2	592.5	588.9
57.5°	2654.1	1271.4	628.6	555.6	607.2	690.0	678.9	634.9	594.5	583.4	582.2
60°	2904.6	1352.6	588.5	511.2	569.5	657.1	654.7	614.7	574.3	566.3	564.7
62.5°	3280.3	1487.0	533.4	466.9	527.5	601.2	623.0	587.3	552.9	552.5	553.3
65°	3862.9	1689.1	473.6	428.0	485.1	554.0	586.1	559.2	531.1	539.0	540.2
67.5°	4538.2	1856.7	414.9	390.0	441.9	509.3	552.9	531.1	502.1	522.7	523.1
70°	4762.9	1706.9	363.4	352.3	397.1	466.1	516.8	500.1	470.8	491.4	489.4
72°	4432.4	1378.0	330.1	323.8	363.4	430.4	484.7	471.2	442.3	456.2	451.0
72.5°	4328.1	1313.8	321.8	316.7	354.3	421.3	476.4	464.1	435.2	447.0	442.3
75°	3860.9	1141.0	276.6	277.8	309.1	376.9	429.6	425.6	395.9	397.1	395.5
77.5°	2800.4	836.6	233.0	241.0	263.2	331.3	382.4	380.1	347.6	341.6	340.4
80°	1299.5	426.8	189.8	193.4	216.4	277.0	326.2	323.0	296.8	289.3	284.9
82.5°	445.1	202.9	142.7	145.1	167.6	223.1	283.0	281.0	259.2	244.5	235.4
85°	158.9	101.1	99.9	97.5	119.7	175.6	246.5	235.8	203.7	173.6	172.8
87.5°	51.5	43.2	51.5	51.1	69.8	118.9	179.1	152.6	147.8	122.9	120.5
90°	0.0	0.0	0.0	0.0	0.0	0.0	0.0	0.0	0.0	0.0	0.0

Signify Classified - Internal
Cooper Lighting Solutions Photometric Lab
1121 Highway 74 South
Peachtree City, GA 30269

Scaled Data Report



Report Generated By 670245982

Signify Classified - Internal
Cooper Lighting Solutions Photometric Lab
1121 Highway 74 South
Peachtree City, GA 30269

Scaled Data Report



Signify Classified - Internal
Cooper Lighting Solutions Photometric Lab
1121 Highway 74 South
Peachtree City, GA 30269

Scaled Data Report



Signify Classified - Internal
Cooper Lighting Solutions Photometric Lab
1121 Highway 74 South
Peachtree City, GA 30269

Scaled Data Report





--- HS — SS

Signify Classified - Internal
Cooper Lighting Solutions Photometric Lab
1121 Highway 74 South
Peachtree City, GA 30269

Scaled Data Report



u

Signify Classified - Internal
Cooper Lighting Solutions Photometric Lab
1121 Highway 74 South
Peachtree City, GA 30269

Scaled Data Report



Signify Classified - Internal
Cooper Lighting Solutions Photometric Lab
1121 Highway 74 South
Peachtree City, GA 30269

Scaled Data Report



(END OF REPORT)